

Your Cadet Uniform




JUNIOR CADET

Cadeting offers four different programs that correspond to four different age levels, and the uniform of each program has its own distinct features. The purpose of this pamphlet is to show you what uniform items are available for three of the programs and where each uniform item is to be placed. As a person advances through cadeting, badges and patches will grow in number and many will be replaced. Keep this pamphlet in your *Counselor's Manual* for reference and watch the *Clarion* newsletter for updates.

The Voyageur (age 14–16) program is not covered in detail here. The Voyageurs have no uniform, but are encouraged to wear a polo shirt available from the uniform suppliers.

There is no longer any need to sew all those badges, patches, and stripes on Cadet uniforms or kerchiefs! Badge Magic “peel and stick” patch adhesive is guaranteed not to fall off when washed. The Junior Cadet and R•P•B starter kits are die-cut (pre-cut) for attaching all the standard program patches to your uniform. The Cut-to-Fit sheet is a solid sheet with no cuts.




BASIC UNIFORM

The basic Junior Cadet uniform consists of a kerchief and the official T-shirt with the Junior Cadet logo, or a sweatshirt with a Cadet emblem. Badges and patches are to be added as they are earned. If preferred, a club can decide to use the same style grey shirts that are worn by Cadets in the R•P•B and Guide Trails programs. Patches and badges should be placed on this shirt in the same way that they are on T-shirts or sweatshirts.

MERIT BADGES, RANK STRIPES, AND GREEN STAR

Merit badges, rank stripes, and the green star (if it's awarded) are to be placed on the kerchief as indicated. The green star is given by the Cadet club to a Junior Cadet for outstanding performance. Special guidelines are available from the Cadet supply centers. You may need to be creative to fit your badges and stripes around the design on your kerchief.



RANK PATCHES

The tan kangaroo and the red cardinal patches are to be placed on the right sleeve as the ranks are earned. The green alligator patch is to be placed on the left sleeve when it is earned.



PROGRAM STRIPE

The Junior Cadet program patch is to be placed on the left sleeve as soon as the boy starts the program.

RECRUIT•PATHFINDER•BUILDER



BASIC UNIFORM

The uniform is a grey shirt and blue or black pants, jeans, or shorts. When wearing the **kerchief**, fold your collar to the inside, roll the top edge of your kerchief three times, and make sure the slide shows in the front.

PATCHES

1. Council Stripe ($1\frac{1}{2}$ " / 1 cm below left shoulder seam)
2. CCC Emblem ($\frac{1}{2}$ " / 1 cm below council stripe [already on shirts ordered from Cadet uniform suppliers])
3. Club Numbers ($2\frac{1}{5}$ " / 5 cm below right shoulder seam)
4. Cadre Patch ($\frac{1}{2}$ " / 1 cm below numbers)
5. Cadre Chief Bars ($\frac{1}{2}$ " / 1 cm above right shoulder seam)
6. Motto Patch (left pocket flap just above button hole)
7. Merit Badges and Sash ($\frac{1}{2}$ " / 1 cm above left pocket)

BADGES AND STRIPES YOU CAN EARN

Recruit

8. Recruit Stripe ($\frac{1}{2}$ " / 1 cm below emblem)

Pathfinder

9. Flag Knowledge Badge ($2\frac{1}{5}$ " / 5 cm above right elbow)
10. Pathfinder Stripe ($\frac{1}{2}$ " / 1 cm below Recruit)

Builder

11. Citizenship Badge ($\frac{1}{2}$ " / 1 cm below Flag Knowledge)
12. Builder Stripe ($\frac{1}{2}$ " / 1 cm below Pathfinder)

13. CAMPOREE CERTIFICATION PATCH

(centered on or below right pocket)

14. ACHIEVEMENT AWARDS (descriptions on back page; except *Discovering God's Word*, all just above left shoulder seam)

Camping
 Crafts
 Discovering God's Word ($\frac{1}{2}$ " / 1 cm above Flag Knowledge)
 Hobbies
 Personal Development
 Science
 Sports
 Where You Live
 Wilderness

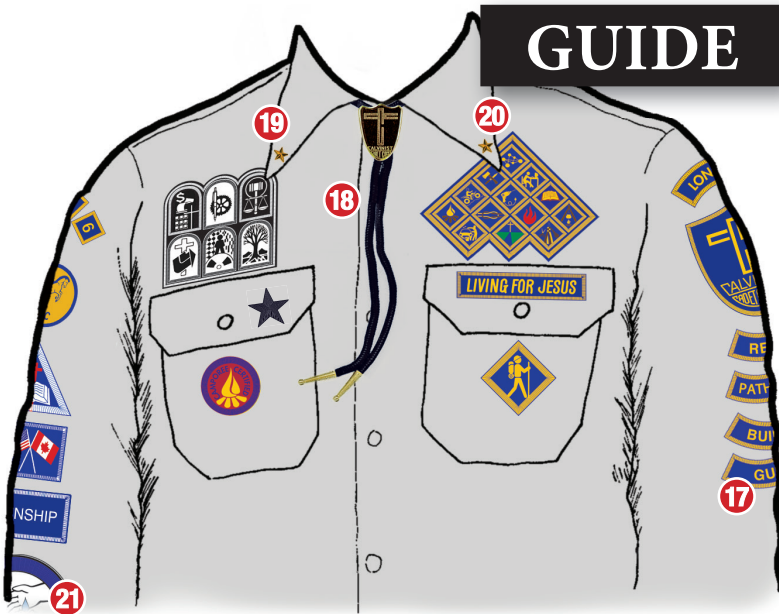
15. MEMORY/MILEAGE AWARDS (descriptions on back page; first award centered on left pocket; additional awards centered $\frac{1}{2}$ " / 1 cm below either right or left pocket)

Backpacking Award
 Bible Memorization Award • 100 Verse
 Bible Memorization Award • 250 Verse (replaces the 100 verse award)
 Bible Study Award • Level 1 • 5 Books (Levels 2–5 are for 15, 30, 50, and 66 books; the award for each level replaces the award for the previous one.)
 Canoeing Award • 100 Mile
 Cross-country Skiing Award • 50 Mile
 Cross-country Skiing Award • 100 Mile (replaces the 50 mile award)
 Cycling Award • 400 Mile
 Cycling Award • 1,000 Mile (replaces 400 mile award)
 Hiking Award • 100 Mile
 Hiking Award • 250 Mile (replaces 100 mile award)
 Running Award • 200 Mile
 Running Award • 500 Mile (replaces 200 mile award)

16. BLACK STAR AWARD

(worn on right pocket flap, left of button)

GUIDE



To make room for your Guide Trail badges, remove the merit badge sash above your right pocket and replace it with a **Guide Trails badge sash**. A Cadet who earns more than six Guide Trail badges may put his additional badges on his right sleeve below the elbow.

17. Guide Stripe ($\frac{1}{2}$ " / 1 cm below Builder)
18. String Tie
(replaces the kerchief; worn with the top shirt button buttoned)
19. Right Star Guide
(first star, $1\frac{1}{2}$ " / 4 cm from point of right collar)
20. Advanced Guide
(second star, $1\frac{1}{2}$ " / 4 cm from point of left collar)
21. Servant Leader Award
($\frac{1}{2}$ " / 1 cm below citizenship patch on right sleeve)

JR. COUNSELOR

A **junior counselor** who has passed through the Cadet program, may retain his awards, etc., but is to wear a navy blue or Cadet logo tie instead of a kerchief or string tie. He should also wear the **Junior Counselor Stripe** (add below or in place of rank stripes), and during his term as junior counselor may earn the **Silver Star Award** (see back page for explanation).

COUNSELOR

The counselor's grey shirt should have club numbers, cadre patch, council stripe, and CCC emblem as indicated for Cadets. The motto patch (optional for Cadets) is required for a counselor's uniform shirt. A navy blue or Cadet logo tie is worn instead of a kerchief or string tie. Special awards and the camporee certification patches are also worn as indicated for the Cadet. Counselor uniforms must be void of any Cadet rank stripes or merit badges.

The **Counselor Stripe** is worn $\frac{1}{2}$ " / 1 cm below the CCC emblem. The **Counselor Name Tag** is pinned above the left pocket. Additional identification (e.g., Head Counselor Stripe, Congressman, President, Council Board, D.C.E., etc.) should be worn $\frac{1}{2}$ " / 1 cm below the counselor stripe.


Years of Service Stripes — Each stripe indicates two years of service (one year for junior counselors). These stripes are to be worn on the left sleeve, beginning 2" / 5 cm from the cuff. There is also a 10-year stripe that can be worn in place of five 2-year service stripes. **On a short-sleeved shirt, the stripes go on the right sleeve between the cadre patch and the end of the sleeve. If necessary, align them in two or three vertical rows.**

Service Pin — This pin, given to counselors after each five years of service, is to be worn on the right collar. A previously earned service pin should be removed upon earning a service pin of greater years.

Blue Star Award — This is given on the council level to a counselor who has performed continuous outstanding service. It is worn over the right pocket, left of the pocket button.

Gold Star Award — This is given at the Corps level to counselors who have performed significant service on the Corps level. It is worn over the right pocket, right of the pocket button.

First Aid Certification Patch — This patch is worn on the right sleeve, $\frac{1}{2}$ " / 1 cm beneath the cadre patch.



SPECIAL AWARDS



Discovering God's Word Award — Given to Cadets who complete the New Life, Christian Way, and Christian Life merit badges, plus two additional merit badges from the Discovering God's Word category.

Camporee Certification — When earned, it is worn centered on the right pocket.



The **special awards**, shown below, have log books available to keep track of progress. The log books indicate exactly what must be done in order to earn the award. When a higher award is earned (e.g., 250-mile hiking or 1000-mile cycling), it replaces the lower award on the shirt (100-mile hiking or 400-mile cycling).



Achievement Awards — When earned, they are to be worn just above the left shoulder seam (see page 2 for placement). When more than one is earned, they should be added right next to the first one.

Event Patches — Patches awarded for participation in Cadet events are to be worn as directed. For example, patches given to campers at an international camporee include a button loop so the patch can be worn hanging from the button on the right pocket. The Snow Derby patch has a cut in it so it can also hang from a pocket button.



Black Star Award — Given by the club to a Cadet for some kind of outstanding performance. Special guidelines are available from the Cadet supply centers.



Silver Star Award — Given by the council to a junior counselor for outstanding service or an outstanding accomplishment. Special guidelines are available from the Cadet supply centers. It is worn on the right pocket flap, right of the button.



Servant Leader Award is the highest award a Cadet can earn. It is awarded by Corps to a Cadet who has advanced through all the R•P•B and Guide Trails ranks, has shown leadership in his council, and who has showed his servant heart by serving for at least one week on a service project. A log and description of this award are available through your service center.