




# Your Cadet Uniform

Cadets offers four different programs that correspond to four different age levels, and the uniform of each program has its own distinct features. The purpose of this pamphlet is to show you what uniform items are available for three of the programs and where each uniform item is to be placed. As you advance through Cadets, badges and patches will grow in number and many will be replaced. Keep this pamphlet in your Counselor's Manual for reference and read the *Clarion* newsletter for updates.


The Voyageur (age 14-16) program is not covered in detail here. The Voyageurs have no official uniform.

There is no longer any need to sew all those badges, patches, and stripes on Cadet uniforms or kerchiefs! Badge Magic "peel and stick" patch adhesive is guaranteed not to fall off when washed. The Junior Cadet and R•P•B starter kits are die-cut (pre-cut) for attaching all the standard program patches to your uniform. The Cut-to-Fit sheet is a solid sheet with no cuts.



## JUNIOR CADET

The basic Junior Cadet uniform consists of a kerchief and the official T-shirt with the Junior Cadet logo. Badges and patches are to be added as they are earned. If preferred, a club can decide to use the same style grey shirts that are worn by Cadets in the R•P•B and Guide Trails programs. Patches and badges should be placed on this shirt in the same way that they are on T-shirts.



### BADGES, STRIPES, & GREEN STAR:

Merit badges, rank stripes, and the green star (if it's awarded) are to be placed on the kerchief as indicated. The green star is given by the Cadet club to a Junior Cadet for outstanding performance. Special guidelines are available from the Cadet supply centers. You may need to be creative to fit your badges and stripes around the design on your kerchief.

### PATCHES:

The tan kangaroo and the red cardinal patches are to be placed on the right sleeve as the ranks are earned. The green alligator patch is to be placed on the left sleeve when it is earned.

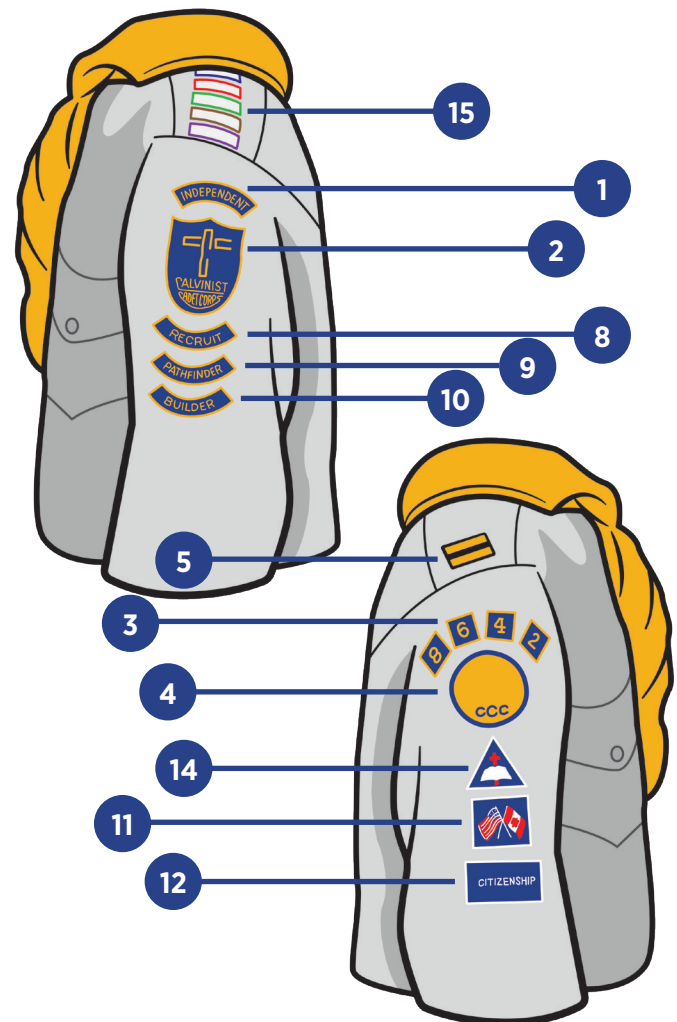
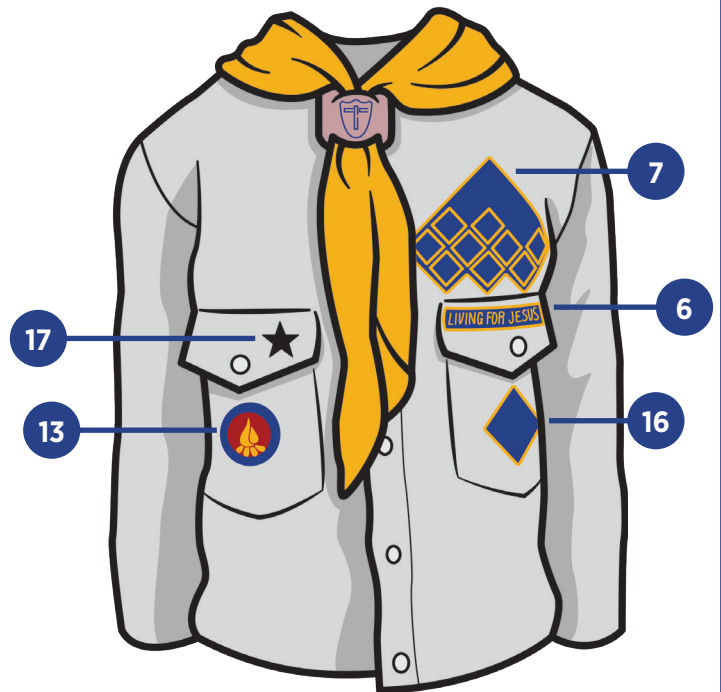
The Junior Cadet program patch is to be placed on the left sleeve as soon as the boy starts the program.



# RECRUIT • PATHFINDER • BUILDER

The uniform is a grey shirt and blue or black pants, jeans, or shorts. When wearing the kerchief, fold your collar to the inside, roll the top edge of your kerchief three times, and make sure the slide shows in the front.

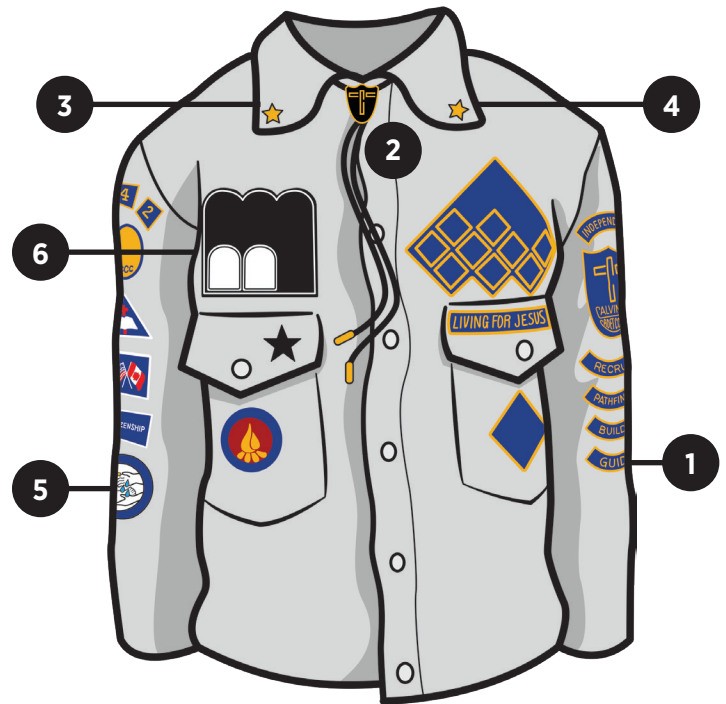
- 1 COUNCIL STRIPE (1 1/2" / 1 cm below left shoulder seam)
- 2 CCC EMBLEM (1/2" / 1 cm below council stripe [already on shirts ordered from Cadet uniform suppliers])
- 3 CLUB NUMBERS (2 2/5 cm below right shoulder seam)
- 4 CADRE PATCH (1/2" / 1 cm below numbers)
- 5 CADRE CHIEF BARS (1/2" / 1 cm above right shoulder seam)
- 6 MOTTO PATCH (left pocket flap just above button hole)
- 7 MERIT BADGES AND SASH (1/2" / 1 cm above left pocket)
- 8 RECRUIT STRIPE (1/2" / 1 cm below emblem)
- 9 PATHFINDER STRIPE (1/2" / 1 cm below Recruit)
- 10 BUILDER STRIPE (1/2" / 1 cm below Pathfinder)
- 11 FLAG KNOWLEDGE BADGE (2 2/5 cm above right elbow)
- 12 CITIZENSHIP BADGE (1/2" / 1 cm below Flag Knowledge)
- 13 CAMPOREE CERTIFICATION PATCH (centered below right pocket)
- 14 DISCOVERING GOD'S WORD (1/2" / 1 cm above Flag Knowledge)
- 15 ACHIEVEMENT AWARDS (descriptions on back page. All awards placed just above left shoulder seam.)
- 16 MEMORY/MILEAGE AWARDS (descriptions on back page. The first award is centered on left pocket. Additional awards are centered 1/2" / 1 cm below either the right or left pocket)
- 17 BLACK STAR AWARD (worn on the right pocket flap, just left of the button)



# GUIDE

To make room for your Guide Trail badges, remove the merit badge sash above your right pocket and replace it with a Guide Trails Badge Sash. A cadet who earns more than six Guide Trail badges may put his additional badges on his right sleeve below the elbow.

- 1 **GUIDE STRIPE** ( $\frac{1}{2}$ " / 1 cm below Builder)
- 2 **STRING TIE** (replaces the kerchief; worn with the top shirt button buttoned)
- 3 **RIGHT STAR GUIDE** (first star,  $\frac{1}{2}$ " / 4 cm from point of right collar)
- 4 **ADVANCED GUIDE** (second star,  $\frac{1}{2}$ " / 4 cm from point of left collar)
- 5 **SERVANT LEADER AWARD** ( $\frac{1}{2}$ " / 1 cm below citizenship patch on right sleeve)
- 6 **MERIT BADGES AND SASH** ( $\frac{1}{2}$ " / 1 cm above right pocket)



## Junior Counselor

A Junior Counselor who has passed through the Cadet program may retain his awards, etc., but is to wear a navy blue or Cadet logo tie in place of a kerchief or string tie. He should also wear the Junior Counselor Stripe. The stripe is placed below or in place of his rank stripes. During his term as Junior Counselor, he may earn his Silver Star Award (description on back page).

## Counselor

Counselor's shirts require Club Numbers, Cadre Patch, Council Stripe, the CCC Emblem, and Motto Patch. A navy blue or Cadet logo tie is to be worn. Uniform must be void of any Cadet rank stripes or merit badges.



- 1 **COUNSELOR STRIPE** ( $\frac{1}{2}$ " / 1 cm below CCC Emblem)
- 2 **NAME TAG** (pinned above left pocket)
- 3 **ADDITIONAL IDENTIFICATION** ( $\frac{1}{2}$ " / 1 cm below the counselor stripe)
- 4 **YEARS OF SERVICE STRIPES** (left sleeve, beginning 2" / 5 cm from cuff)
- 5 **SERVICE PIN** (earned after each 5-years of service. Worn on right collar)
- 6 **BLUE STAR AWARD** (over right pocket, left of button)
- 7 **GOLD STAR AWARD** (over right pocket, right of button)
- 8 **FIRST AID CERTIFICATION PATCH** (right sleeve,  $\frac{1}{2}$ " / 1 cm below cadre patch)

# Descriptions



**CADET CAMPOREE CERTIFICATION PATCH** When a cadet earns this, it is worn on the right pocket.



**MEMORY/MILEAGE AWARDS** These have logbooks available to track progress. When a higher award is earned, it replaces the lower award on the shirt. See page 2, number 16 for placement.



**DISCOVERING GOD'S WORD AWARD** Given to cadets who complete the New Life, Christian Way, and Christian Life merit badges, plus two additional merit badges from the Discovering God's Word category.



**BLACK STAR** Given by the club to a cadet for some kind of outstanding performance. Special guidelines are available from your supply center.

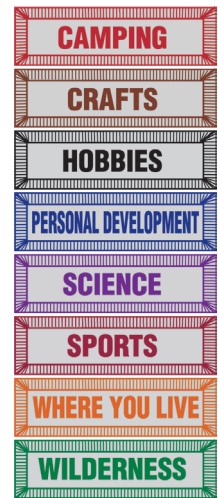


**SILVER STAR** Given by the council to a Junior Counselor for outstanding service or an outstanding accomplishment. Special guidelines are available from your supply center. It is worn on the right pocket flap, right of the button.



**EVENT PATCHES** Patches awarded for participation in Cadet events are to be worn as directed. For example, Snow Derby and Camporee patches can be hung from a button loop.


**ACHIEVEMENT AWARDS** When earned, they are to be worn just above the left shoulder seam. When more than one is earned, they should be added right above to the first one. See page 2, number 15 for placement.



**SERVANT LEADER AWARD** The highest award a cadet can earn. It is awarded by Corps to a cadet who has advanced through all the RPB and Guide Trails ranks, has shown leadership in his council, and who has showed his servant heart by serving for at least one week on a service project. A log and description of this award are available through your service center.



**COUNSELOR CAMPOREE CERTIFICATION PATCH** When a counselor earns this, it is worn on the right pocket.



**YEARS OF SERVICE STRIPES** Each stripe indicates two years of service. The stripe below is for Junior Counselors who complete one year of service. There is also a 10-year stripe that can be worn in place of five 2-year service stripes. On a short-sleeve shirt, the stripes go on the right sleeve between the cadre patch and the end of the sleeve. If necessary, align them in two or three vertical rows. See page 3, number 4 for placement.



**BLUE STAR** This is given on the council level to a counselor who has performed continuous outstanding service. See page 3, number 6 for placement.



**GOLD STAR** This is given at the Corps level to a counselor who has performed significant service at the Corps level. See page 3, number 7 for placement.

